

ACCESSORIES & FITTINGS



1720/1740 SERIES

Inlet Strainers

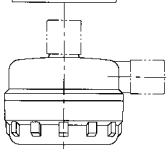
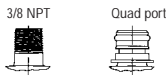
- Low profile design for space saving installation.
- Very strong reinforced plastic base with clear cover.
- Wide variety of port configurations from 3/4" to 3/8."

SPECIFICATIONS

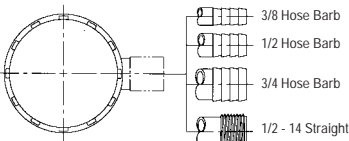
Materials	Base	Polypropylene, black
	Cover	Polysulfane, smoke tinted
	Screen	Stainless Steel, 20 and 40 mesh Polypropylene Screen, 20 mesh
	O-rings	Buna-N FDA Compound
Temperature: 160°F (70°C) max.		
Dimensions: 2.75" (70 mm) diameter x 2.25" (57 mm) high 4.75" (121 mm) max. port to port (3/4" hose barb) Plug-in style, 3.75" (96 mm) max. length		

Styles Available

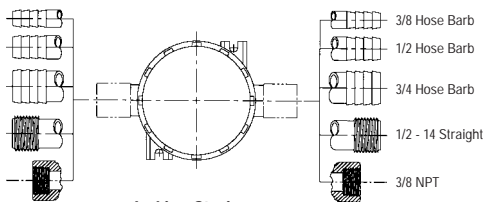
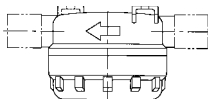
Model No.	Description	Model No.	Description
01720-000	3/4" x 3/4" hose barb SS 20m	01720-112	1/2" x Quad port 90° PP 20m
01720-002	1/2" x 1/2" hose barb SS 20m	01720-123	3/8" hb x 3/8" NPT (m) 90° PP 20m
01720-023	3/8" hb x 3/8" NPT (m) 90° SS 20m	01720-375	3/8" NPT(f) x 3/8" NPT(f) SS 20m
01720-102	1/2" x 1/2" hose barb PP 20m	01740-000	3/4" x 3/4" hose barb SS 40m
01720-103	3/8" x 3/8" hose barb PP 20m	01740-002	1/2" x 1/2" hose barb SS 40m
		01740-003	3/8" x 3/8" hose barb SS 40m
		01740-004	1/2" x 1/2" SS 40m
		01740-010	3/4" x Quad port 90° SS 40m
		01740-012	1/2" x Quad port 90° SS 40m
		01740-014	1/2" x Quad port 90° SS 40m
		01740-375	3/8" NPT(f) x 3/8" NPT(f) SS 40m



SS - Stainless Steel
PP - Polypropylene
m - Mesh



Inlet Strainer
(Plugs into Quad pump port)

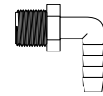
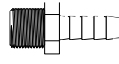


In-Line Strainer

ELECTRIC PUMP FITTINGS

Nylon Barbed Straight/Elbow

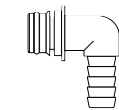
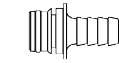
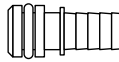
- For use with all Duplex II Series Pumps (3/8" NPT only).



Part Number Straight	Part Number Elbow	Description
91010-032	91010-033	3/8" NPT Male x 1/4" Barb
91010-004	91010-003	1/4" NPT Male x 3/8" Barb
91010-002	91010-001	3/8" NPT Male x 3/8" Barb
91010-034	91010-025	1/4" NPT Male x 3/8" Barb
91010-006	91010-005	3/8" NPT Male x 1/2" Barb
91010-053	91010-052	1/4" NPT Male x 1/4" Barb

Plastic (Polypropylene, EPDM)* Inlets & Outlets

- For use with all 5100 Series Pumps



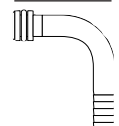
Part Number Straight	Part Number Elbow	Description
20381-000	20381-008	Quad Port x 1/2"-14 Male Straight
20381-002	20381-009	Quad Port x 1/2" Hose Barb
20381-006	20381-010	Quad Port x 3/4" Hose Barb
20381-007		Quad Port x Garden Hose Adapter

* Other Elastomers Available
** Packaged 2 per bag.

GAS PUMP FITTINGS

Stainless Steel Inlets & Outlets (Liquid Fittings)

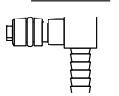
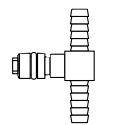
- For use with all Quad Series Pumps.



Part Number Straight	Part Number Elbow	Description
20324-030	20607-100	1/4" Hose Barb
20325-030	20608-100	3/8" Hose Barb
20606-100		1/2" Hose Barb

Brass CO₂/Air Inlets with Shutoff Valve (Air Fittings)

- For use with all 5100 and G Series Pumps.



Part Number	Description
1510-000	1/4" Hose Barb, Straight
1520-000	1/4" Hose Barb, Tee
1521-000	1/4" Hose Barb, Elbow

Plastic (Celcon) CO₂/Air Inlets

- For use with all 5100 and G Series Pumps.

Part Number	Description
20325-033	1/4" Hose Barb, Straight